

Kalinga Eye Hospital

from darkness
to light...

Activity Report 2015



Kalinga  **Eye Hospital**

Dakhinakali Road, PIN: 759001, District: Dhenkanal, Odisha, India

Tel.: +91 (6762) 223949/ 223273

Email: kehrc_dkl@yahoo.co.in

Empowering community in detecting common eye diseases

In compare to the huge need of eye care in the community, there are limited technical human resources available, so Kalinga Eye Hospital is empowering the local community in detecting the common eye problems amongst the community, so that problem can be detected at an early stage and also can be treated early for a better outcome. Community worker can be any one, who is interested in serving their own community voluntarily, so it may be the school teacher, any social workers, person with differently able, health workers and etc.

Also they are trained for spreading awareness on Eye Care and safety, counselling & follow up of the post treatment patients and addressing the myths and misperceptions on eye care. After getting trained these community workers go door to door to screen people of all age irrespective of caste and gender;

after screening they note the name of the persons identified with eye problems in a register. Patients who are in need of early treatment, they refer them to the nearby health centre or to Kalinga Eye Hospital looking after the type of care/treatment the patient is in need. For other patients, s/he counsels them and takes them to the nearby free eye screening camp after coordinating with the Hospital and in the eye camp, the doctor advices the patient and patients in need of surgical intervention are counselled to come to the Hospital to avail the Free Eye Surgery facility.

In 2015, Kalinga Eye Hospital has trained 635 Gaon Kalyan Samiti (GKS) members; Integrated Child Development Scheme (ICDS)/ Accredited Social Health Activist(ASHA) workers in Dhenkanal district regarding eye health prevention and treatment of primary eye care and raise awareness regarding blindness and the benefits of constructive behaviour.



Reaching out the Unreached



Research studies reveal that major barriers to sight restoration surgery in India are poverty and cost of surgery, lack of transportation/ attendants or felt need, lack of awareness and difficult access, so Kalinga Eye Hospital is conducting free consultation eye camps, through which a technical team from

Kalinga Eye Hospital visit villages and provide free eye consultations and during the camp people who are in need of sight restoration surgeries are been counseled at the camp site and persons who are interested for the sight restoration surgeries are asked to come with the technical team with that Vehicle for free sight restoration surgeries and that to with free

transportation, free accommodation and free diet.

In 2015, 206 free eye screening camps were conducted by Kalinga Eye Hospital in Dhenkanal, Angul district of Odisha and through which, **30,900** people got free consultation and **9490** free sight restoration surgeries were conducted.

Enhancing the Cataract Surgical Rate in Central Odisha

Though National Blindness Control Programme has significantly contributed to blindness control efforts in India, the state performance remains dismal compared to the national average. The prevalence of blindness in Odisha is at 1.4% as compared to the national average of 0.8% and there is estimated 0.514 million blind person in the state (Odisha report on National Health Mission). An estimated 10% of the public health delivery systems in Odisha have eye care service provisions (majority of

them only provide primary eye care). There are only 37 Ophthalmologist in the Govt. system against the position of 97. Similarly the state has only 244 ophthalmic assistants in position who provide primary eye care against the position of 444. Within such a context, providing eye care to the rural populous has paused a severe challenge for the Public Health Delivery Systems in Odisha. The State has a Cataract Surgical Rate (CSR) of 2630 (As per state

blindness control report 2013-14) which is quite low compared to the national average of 5406.

So Kalinga Eye Hospital is planning to increase the CSR (CSR- Cataract Surgeries conducted in per million population) to above 5000 figure and in the first phase, work will be done in Dhenkanal district and that same work will be scale up in another two districts located in central Odisha those are Angul & Deogarh.

KALINGA EYE HOSPITAL

Celebrating 10 Years of Compassionate Community Eye Care Services

Since 2002 to 31st December 2015

| Year | Paying OPD in Hospital | Fee OPD in Camp Site | Paying Surgery in Hospital | Free Surgery in Hospital | Free Pediatric Surgery | Free Glass Distribution to Children | Free School Children Screening | School Children Identified | Training to School Teacher | Training to Anganwadi Workers & ASHA Worker | Training to Forest Animators | Training to Doctor |
|--------------|------------------------|----------------------|----------------------------|--------------------------|------------------------|-------------------------------------|--------------------------------|----------------------------|----------------------------|---|------------------------------|--------------------|
| 2002 | 614 | 1,919 | 219 | 0 | 0 | 10 | 192 | 62 | 0 | 0 | 0 | 0 |
| 2003 | 10,173 | 7,746 | 289 | 553 | 0 | 31 | 251 | 99 | 0 | 0 | 0 | 0 |
| 2004 | 11,694 | 7,886 | 385 | 1,176 | 0 | 112 | 5,620 | 349 | 11 | 0 | 0 | 0 |
| 2005 | 12,691 | 15,330 | 339 | 3,858 | 3 | 179 | 15,581 | 671 | 70 | 25 | 0 | 10 |
| 2006 | 13,650 | 12,917 | 271 | 4,156 | 5 | 132 | 5,303 | 502 | 42 | 50 | 0 | 17 |
| 2007 | 14,314 | 14,381 | 343 | 3,699 | 18 | 144 | 17,577 | 640 | 122 | 61 | 0 | 38 |
| 2008 | 16,206 | 22,207 | 372 | 4,351 | 27 | 254 | 8,172 | 378 | 106 | 79 | 0 | 19 |
| 2009 | 17,242 | 27,451 | 329 | 5,808 | 143 | 599 | 16,722 | 644 | 163 | 117 | 0 | 21 |
| 2010 | 19,161 | 9,743 | 345 | 4,795 | 156 | 484 | 283,248 | 19,483 | 412 | 1,590 | 0 | 9 |
| 2011 | 23,149 | 29,442 | 418 | 6,892 | 63 | 501 | 24,177 | 999 | 91 | 317 | 0 | 41 |
| 2012 | 24,387 | 22,179 | 448 | 9,764 | 79 | 534 | 26,721 | 1,092 | 319 | 193 | 0 | 99 |
| 2013 | 28,046 | 28,111 | 492 | 8,937 | 31 | 677 | 41,112 | 1,509 | 0 | 0 | 1,585 | 31 |
| 2014 | 28,101 | 29,931 | 380 | 7,394 | 175 | 411 | 37,811 | 1,269 | 0 | 0 | 441 | 32 |
| 2015 | 30,518 | 30,900 | 396 | 9,490 | 101 | 1,209 | 972 | 42 | 0 | 635 | 0 | 2 |
| TOTAL | 249,946 | 260,143 | 5,026 | 70,873 | 801 | 5,277 | 483,459 | 27,739 | 1,336 | 3,067 | 2,026 | 319 |

Join our supporters programme in serving 10,00,000 (Ten Lakhs) going blind in Odisha





Addressing problems due to Refractive Error:

Refractive error in children, if untreated, almost always leads to poor academic performance and results in students dropping out of their education system. Refractive error in children can easily be corrected by providing a pair of spectacles. Its just a pair of spectacles, but for many its their eyesight. Imagine of a weaver, whose weaving quantity has increased after she has been provided with a pair of refractive corrected glasses, similarly many can't put the thread inside a needle after the presbyopic age;


housewives finds bit difficult in figuring out the foreign particles in rice before cooking them, also there are people who are still able to see the mere shadow of their relatives because of refractive error, to address this issue Kalinga Eye Hospital is helping the people in the community to enhance their quality of life with a pair of refractive corrected glasses. In 2015 alone, 1209 people are been provided with a pair of refractive corrected glass at free of cost.

Volunteering at KEH

Between January-December of 2015, Kalinga Eye Hospital hosted five volunteers, participating through Unite For Sight, a non-profit organization based in America that has partnered with KEH. Volunteers lodge at KEH along with the paramedic staff members, allowing them to become fully immersed in the life of the hospital. These volunteers come from diverse backgrounds, and have included professional photographers, medical students, undergraduates, and professionals from all over the world. This opportunity is a unique chance for volunteers to explore




ISC Team KEH




Volunteer Amna




Volunteer Emily Brooks Crosby



Volunteer John



Volunteer Shanti



Volunteer Stephanie Anne



Odisha while learning about the barriers to healthcare in the region. They assist hospital staff by working on various projects including website design, educational materials for patients, data management, and grant writing. All skills and backgrounds are welcome.



Volunteering

| Sl No | Name of the Volunteer | National | Period of Volunteering |
|-------|---------------------------------|----------|--------------------------|
| 1 | Emily Brooks Crosby, Georgetown | U.S.A | 17.01.2015 to 17.02.2015 |
| 2 | Amna Ullah Shaikh, Milton | U.S.A | 01.06.2015 to 10.06.2015 |
| 3 | John ahmad Yamin, Douglasville | U.S.A | 02.06.2015 to 18.06.2015 |
| 4 | Stephanie Anne Lee, Burlingame | U.S.A | 02.06.2015 to 18.06.2015 |
| 5 | Lakshmi Shanti Mangar, Bronx | U.S.A | 01.12.2015 to 10.12.2015 |

Free Eye Camp with Rotary Club of Bhubaneswar Heritage

In association with the Rotary Club of Bhubaneswar Heritage, Bhubaneswar Odisha a Free Eye Consultation camp was conducted at Saliasahi of Bhubaneswar on dated 11.10.2015; Saliasahi which comes under the slum village under the Bhubaneswar city.





During the camp it is found that even residing inside a city, people of that area are hardly accessible to affordable health care services. 345 people got free consultation for their ophthalmic ailments, 58 needy people were provided with a free pair of spectacles and 31 people suffering with cataract have undergone sight restoration surgery at free of cost. The District Governor Mr. Dr. Manoj M. Desai of Rotary District 262 has distributed the refractive corrected glasses to the needy.

Reducing Childhood Blindness



Globally, blindness in children is responsible for only 3% of all blindness. However, childhood blindness is important because of the number of years that children have to live with visual disability compared to an adult.

An adult going blind at the age of 50 years can look forward to another 10-20 years of productive years of life, if left untreated, while a child blinded today will still be alive with disability in 2050AD if the current rate of life expectancy continues. The concept of “blind years saved” is very useful in arguing for allocation of resources for

childhood blindness because restoring the sight of one child with a Paediatric cataract is equivalent to restoring sights of 10 elderly blind cataract individuals.



Approximately 90% of visually impaired children in low-income countries are deprived of an education. Lack of infrastructure, affordable health care, production of accessible and suitable school materials and qualified teachers prevent visually impaired children from attending school. Approximately 500,000 children become blind each year, and children are 60% more likely to die within one year of becoming blind than children who can see. Many of the conditions associated with childhood blindness are also causes of child mortality, including premature birth, measles, congenital rubella syndrome, vitamin A deficiency, and meningitis. People living with a disability are more vulnerable to risk factors that lead to infectious diseases and have limited access to treatment. Major 'neglected diseases,' which include blinding conditions such as trachoma and onchocerciasis (river blindness), are endemic in rural and impoverished urban areas of low-income countries and can impair education and worker productivity.

So Kalinga Eye Hospital is continuously strengthening the department of Paediatric Ophthalmology and in 2015, the renowned Paediatric Ophthalmologist of India, Dr. Mihir Kothari has visited for a three days Hospital Based Program at Kalinga Eye Hospital in January 2015, during that program 56 child eye surgeries were conducted, clinical sessions were conducted for the Clinical team of Kalinga Eye Hospital to upgrade their skills on Paediatric Ophthalmology.



Dr. Mihir Kothari

Patient Story

This is Manu Dehury. Age-75 of Vill-Nadiali, Dhenkanal. Now able to take her goats to field for grazing. Also helping her daughter-in-law in kitchen and cleaning her house. Before cataract surgery she could not even move on her own because of her bilateral cataract. She used to take help of her grand children for her daily works. And in case of absence of others a stick used to be her eye. In July, 2015, cataract surgery was done in her left eye at Kalinga Eye Hospital. After surgery, she is able to see with one eye and very happy to have a clear vision of her grand children smiling. Now she is waiting for surgery in her right eye.



Manu Dehury

Draupadi Sahoo of Nadiali. Bringing water for her home. Some months before she was not even walking without the help others. Cataract has been developed in her left eye. She came to Kalinga eye Hospital through camp programme and got operated. Now she is able enough to help her son in his grocery shop and her daughter in kitchen work. Her eyes describe her happiness.



Story of Dolagbinda Sahoo is little bit different. He is a book lover and loves to read Bhagavad Gita everyday. But some days before his vision got hazy and his habit of reading Gita got affected. He was in grief and at that time Kalinga Eye Hospital reached his village through an eye camp. He came to the camp and cataract detected in his left eye. Surgery was done and the result is overwhelming for him. Now he is reading his Bhagavat Gita happily. Here he is.

Observation of World Sight Day from 29th to 31st October 2015

Conducted a drawing Competition, Kalinga Eye Hospital has joined hand with one of the leading public school of the district namely ODM World School, Govindpur, Dhenkanal and conducted a Drawing Competition and the theme was "Eye Care for all". 84 students have

participated in the completion, out of which 39 were from the junior category. The completion was invigilated by 5 experienced teachers and then the final drawings were evaluated by two expertise evaluators. 4 from junior category and 4 from senior were selected as winners of the competition and they got awarded on the same day.

Drawing Competition



Debate Competition



Even for the Debate completion, Kalinga Eye Hospital has joined hand with the same public school that is ODM World School of Govindpur, Dhenkanal and 116 children participated in four different categories of speech competition that are Odia-Junior, Odia Senior, English-Senior and English-Junior.

The competition was conducted on the theme of the World Sight Day 2015 that is “Eye Care for all”. There were two judges for English and two for Odia Speech Completion. The competition was conducted in the school campus of ODM World School.

Awareness Meeting:

Conducted an awareness meeting at the Talabarkote Primary School, where 217 children along with their teachers and social workers from the village, leaders, sports persons and other influencing person from the area have participated in the awareness meeting and they were sensitized about the importance of vision and world sight day and how we all can help provide eye

care to all. Even they were sensitized about the message they have to share to the community during the awareness rally. The meeting started with the welcome note from the Sarpanch, Talbarkote and ended with the vote of thanks from the Head Master of the Talbarkote Primary School.



Awareness Rally:



Conducted an awareness rally by the school children of Talabarkote Primary School and Talabarakote Upper Primary School, where 217 children along with their teachers and social workers from the village, leaders, sports persons and other influencing person from both the area have participated in the rally. The rally has spread the messages on Eye Care and Eye safety. The rally has started from the Talbarkote Primary School, made a round of the entire Talbarkote area and returned to the school, where they have provided with snacks and drinking water.

Eye Screening Camp: Also conducted an Eye Screening camp at Kaimati Primary School and screened 149 children from that school on the day.

Rare vision restoring eye surgery done at Kalinga Eye Hospital, Dhenkanal gets best paper award at All Odisha State Conference of Ophthalmologists.

In the recently concluded state conference of Ophthalmology in Odisha, 14th -15th November 2015 at Sambalpur, which was attended by around 250 Ophthalmologists from all parts of Odisha, the best paper award for cataract was given to rare surgery done on one blind person with very small eyes and small cornea. The surgery was done by the senior Ophthalmologist Dr. Chandra Sekhar Sahoo and the paper was presented by Junior Ophthalmologist Dr. Sushil Kumar Kar under the guidance of Dr. Sahoo. In the path breaking surgery which has been tried rarely in other parts of the world, Dr. Sahoo modified an Intra Ocular Lens in such a way that it could fit properly in the small eyes of the patient and the patient was able to see properly after the surgery. He got back his vision after so many years. The technique of the surgery was discussed and well appreciated by the members of the Ophthalmic Society of Odisha. Kalinga Eye hospital has been doing pioneer work in field of community ophthalmology and providing affordable and quality eye care services in around Dhenkanal, since 20 years.



Eye Camp with the Devine Society, Angul

Involving the local community, Community Based Organizations, Faith Based Organizations and other similar organizations in identifying people with ophthalmic ailments is one of the key strategies that have worked for Kalinga Eye Hospital and the people are in need of the services. In this regard, the Devine Society, Angul is working with Kalinga Eye Hospital for last several years for reducing the avoidable blindness from their service area. In 2015, three eye screening camps were conducted through the Devine Society, Angul and 1679 people got screened, 501 were identified with Cataract and 455 got operated for free of cost at Kalinga Eye Hospital, Dhenkanal.



Eye Camp on Road Safety Day

According to the report prepared by the ministry's transport research wing (TRW), the total number of road crashes has increased marginally from 4.86 lakh in 2013 to 4.89 lakh in 2014.

The number of fatalities has also gone up by about 1.5%. The latest estimate by the World Health Organization also shows that globally, world road traffic injuries are the number one cause of death. This shows that there is a need to pay attention to making young people more aware of road safety issues.

So as a part of road safety issue, Kalinga Eye Hospital has come up with a suggestion of free eye screening test amongst the heavy motor vehicle driver during the Road Safety Week and approached the Regional Transport Officer of the District and in association with the District Health Department, District Administration, Rotary Club of Dhenkanal a free Eye Screening camp was conducted on 19th January 2015 at the Rotary Club of Dhenkanal and screened all the gathering for ophthalmic ailments and also addressed the gathering about importance of sight for safety driving. Also the Ophthalmologist from Kalinga Eye Hospital has shared that Families should play a big role in sensitizing our Driver brothers on how to behave safe on roads to avoid such kind of mammoth loss.



Fixed- Community Eye Screening Centre



In spite of enormous amount of work done through these outreach camps, a recent study conducted on eye camps showed that the utilization of eye care services is far less - an eye camp on an average attracts only 7% of those who are in need of eye care. While eye camps are an effective means to reach out to people and provide eye care, it is not effective in inculcating a proactive health seeking behavior in people. It is now being increasingly recognized that the reduction of blindness and ocular morbidity is only possible by effective implementation of comprehensive eye care services which can be accessed by all members of the community.

With nearly 75 percent of the Odisha population residing in the rural areas, it is but natural that a significant proportion of blindness and ocular morbidity would be concentrated in these areas. Unfortunately, these are the areas which remain outside the mainstream of eye care services. The services rendered either by Government or voluntary agencies are usually located in urban/semi-urban areas. Also a majority of these eye care providers are focused only towards secondary and tertiary eye care. It is also important to inculcate better health seeking behavior among the people by increasing the awareness on eye diseases, its prevention, and treatment and rehabilitation services for the incurable blind. Therefore, Kalinga Eye Hospital found that there is a strong need for developing primary eye care services especially in the rural areas to ensure easy access.

Towards this, Kalinga Eye Hospital has set up two Vision Centre in two different locations; one of them is located at Govindpur village of Sadar Block of Dhenkanal where as the second one is at Khauriakata of Hindol Block of Dhenkanal district. Such permanent eye care facilities which provide easy access and an active community program to create awareness and generate demand will ensure that most people in need of eye care are reached and served.

The number of fatalities has also gone up by about 1.5%. The latest estimate by the World Health Organization also shows that globally, world road traffic injuries are the number one cause of death. This shows that there is a need to pay attention to making young people more aware of road safety issues.

Picture Gallery



ORBIS Annual Partners meet



Vision 2020 Meeting



Inter-country Workshop at AIIMS



Director at UFS, USA



Kolkata Sightsavers Meeting



Sightsavers Team Visited KEH



Jt. Director Visit to KEH



Vice Chancellor, UUC visit



Celebrated the Republic Day 2015



Program Manager Sightsavers at Eye Camp



Wonderwork @ KEH



Jt. Director Visit to KEH

Key Members of Kalinga Eye Hospital



Sabita Swain
Managing Director



Sarangadhar Samal
Director



Dharendra Kumar Mohanty
Treasurer



Sunil Kumar Mishra
Hospital Manager



Narottama Parida
Manager Outreach
Programmes



Kalpataru Mohapatra
Accounts Officer



Pradeep Ku. Bhupati Deo
Office Secretary-cum-
Computer Operator



Manmohan Mishra
Dist. Project Coordinator

Clinical Staff



Dr. Rasananda Garnayak
Chief Medical Officer



Dr. Chandra Sekhar Sahoo
Paediatric Ophthalmologist



Dr. Sushil Kumar Kar
Ophthalmologist



Dr. Arun Kumar Samal
Consultant Ophthalmologist



Sabita Behera
Unit head OPD



Sashmita Khuntia
Unit Head Operation Theatre



Lily Prava Khuntia
Unit Head Sterilization



Archana Rout
Vision Technician



Anamika Pratihari
Optometrist



Saraswati Samal
Optometrist



Padmini Samal
Paramedics

News Clips

ସମ୍ବାଦ
Date: 18.11.2015 Page: 10

କଳିଙ୍ଗ ଚକ୍ଷୁ ହସ୍ପିଟାଲକୁ ସର୍ବୋତ୍ତମ ମାନ୍ୟତା

ଭୁବନେଶ୍ୱର, ୧୫.୧୧.୨୦୧୫: ଭୁବନେଶ୍ୱର ଚକ୍ଷୁ ହସ୍ପିଟାଲକୁ ଗତକାଲି ଦିନ ଉତ୍କଳ ଚକ୍ଷୁ ସମାଜର ପକ୍ଷରୁ ସର୍ବୋତ୍ତମ ମାନ୍ୟତା ପ୍ରଦାନ କରାଯାଇଛି। ଏହି ମାନ୍ୟତା ପ୍ରଦାନ କାର୍ଯ୍ୟକ୍ରମରେ ଉତ୍କଳ ଚକ୍ଷୁ ସମାଜର ସଭାପତି ଡା. ବିନୟ କୁମାର ଚକ୍ଷୁ ହସ୍ପିଟାଲର ମୁଖ୍ୟ ଡାକ୍ତର ଡା. ସୁଧାଂଶୁ କୁମାରଙ୍କୁ ସର୍ବୋତ୍ତମ ମାନ୍ୟତା ପତ୍ର ପ୍ରଦାନ କରିଥିଲେ। ଏହି ମାନ୍ୟତା ପ୍ରଦାନ କାର୍ଯ୍ୟକ୍ରମରେ ଉତ୍କଳ ଚକ୍ଷୁ ସମାଜର ସଭାପତି ଡା. ବିନୟ କୁମାର ଚକ୍ଷୁ ହସ୍ପିଟାଲର ମୁଖ୍ୟ ଡାକ୍ତର ଡା. ସୁଧାଂଶୁ କୁମାରଙ୍କୁ ସର୍ବୋତ୍ତମ ମାନ୍ୟତା ପତ୍ର ପ୍ରଦାନ କରିଥିଲେ।

ପ୍ରମେୟ
Date: 17.11.2015 Page: 6

ରାଜ୍ୟସ୍ତରୀୟ ସମ୍ମିଳନୀରେ କଳିଙ୍ଗ ଚକ୍ଷୁ ହସ୍ପିଟାଲକୁ ସର୍ବୋତ୍ତମ ମାନ୍ୟତା

ଭୁବନେଶ୍ୱର, ୧୫.୧୧.୨୦୧୫: ଭୁବନେଶ୍ୱର ଚକ୍ଷୁ ହସ୍ପିଟାଲକୁ ଗତକାଲି ଦିନ ଉତ୍କଳ ଚକ୍ଷୁ ସମାଜର ପକ୍ଷରୁ ସର୍ବୋତ୍ତମ ମାନ୍ୟତା ପ୍ରଦାନ କରାଯାଇଛି। ଏହି ମାନ୍ୟତା ପ୍ରଦାନ କାର୍ଯ୍ୟକ୍ରମରେ ଉତ୍କଳ ଚକ୍ଷୁ ସମାଜର ସଭାପତି ଡା. ବିନୟ କୁମାର ଚକ୍ଷୁ ହସ୍ପିଟାଲର ମୁଖ୍ୟ ଡାକ୍ତର ଡା. ସୁଧାଂଶୁ କୁମାରଙ୍କୁ ସର୍ବୋତ୍ତମ ମାନ୍ୟତା ପତ୍ର ପ୍ରଦାନ କରିଥିଲେ।

ଧରତ୍ରୀ
Date: 18.11.2015 Page: 2

ବିରଳ ମୋତିଆବିନ୍ଦୁ ଅସୋପଚାର

ଭୁବନେଶ୍ୱର, ୧୫.୧୧.୨୦୧୫: ଭୁବନେଶ୍ୱର ଚକ୍ଷୁ ହସ୍ପିଟାଲରେ ବିରଳ ମୋତିଆବିନ୍ଦୁ ଅସୋପଚାରର ଚିକିତ୍ସା କରାଯାଇଛି। ଏହି ଚିକିତ୍ସାରେ ରୋଗୀଙ୍କର ଦୃଷ୍ଟି ଉନ୍ନତ ହୋଇଛି।

ସମ୍ବାଦ
Date: 02.11.2015 Page No: 07

ବିଶ୍ୱ ଦୃଷ୍ଟି ଦିବସ ପାଳିତ

ଭୁବନେଶ୍ୱର, ୦୨.୧୧.୨୦୧୫: ବିଶ୍ୱ ଦୃଷ୍ଟି ଦିବସ ପାଳିତ ହୋଇଛି। ଏହି ଦିବସ ପାଳନ କାର୍ଯ୍ୟକ୍ରମରେ ଉତ୍କଳ ଚକ୍ଷୁ ସମାଜର ସଭାପତି ଡା. ବିନୟ କୁମାର ଚକ୍ଷୁ ହସ୍ପିଟାଲର ମୁଖ୍ୟ ଡାକ୍ତର ଡା. ସୁଧାଂଶୁ କୁମାରଙ୍କୁ ସର୍ବୋତ୍ତମ ମାନ୍ୟତା ପତ୍ର ପ୍ରଦାନ କରିଥିଲେ।

ସମ୍ବାଦ
Date: 21.1.2015 Page#10

କଳିଙ୍ଗ ଚକ୍ଷୁ ଚିକିତ୍ସାଳୟ ପକ୍ଷରୁ ଶିଶୁ ଚକ୍ଷୁ ରୋଗ ଚିକିତ୍ସା ଶିବିର

ଭୁବନେଶ୍ୱର, ୨୧.୦୧.୨୦୧୫: କଳିଙ୍ଗ ଚକ୍ଷୁ ଚିକିତ୍ସାଳୟ ପକ୍ଷରୁ ଶିଶୁ ଚକ୍ଷୁ ରୋଗ ଚିକିତ୍ସା ଶିବିର ଆୟୋଜିତ ହୋଇଛି। ଏହି ଶିବିରରେ ଶିଶୁ ଚକ୍ଷୁ ରୋଗର ଚିକିତ୍ସା କରାଯାଇଛି।

ଧରତ୍ରୀ
Page-8 Angul Circulation Dt: 20.1.2015

୩୯ ଶିଶୁଙ୍କ ମାଗଣା ଚକ୍ଷୁ ଅସୋପଚାର

ଭୁବନେଶ୍ୱର, ୨୦.୦୧.୨୦୧୫: ୩୯ ଶିଶୁଙ୍କ ମାଗଣା ଚକ୍ଷୁ ଅସୋପଚାର କରାଯାଇଛି। ଏହି ଚିକିତ୍ସାରେ ଶିଶୁ ଚକ୍ଷୁ ରୋଗର ଚିକିତ୍ସା କରାଯାଇଛି।

ସମ୍ବାଦ
Date: 20.1.2015 Page: 12 Bhubaneswar Circulation

କଳିଙ୍ଗ ଚକ୍ଷୁ ଚିକିତ୍ସାଳୟରେ ମାଗଣା ଅସୋପଚାର ଶିବିର

ଭୁବନେଶ୍ୱର, ୨୦.୦୧.୨୦୧୫: କଳିଙ୍ଗ ଚକ୍ଷୁ ଚିକିତ୍ସାଳୟରେ ମାଗଣା ଅସୋପଚାର ଶିବିର ଆୟୋଜିତ ହୋଇଛି। ଏହି ଶିବିରରେ ମାଗଣା ଅସୋପଚାର କରାଯାଇଛି।

ସମ୍ବାଦ
Date: 02.11.2015 Page: 04

ବିଶ୍ୱଦୃଷ୍ଟି ଦିବସ ପାଳିତ

ଭୁବନେଶ୍ୱର, ୦୨.୧୧.୨୦୧୫: ବିଶ୍ୱଦୃଷ୍ଟି ଦିବସ ପାଳିତ ହୋଇଛି। ଏହି ଦିବସ ପାଳନ କାର୍ଯ୍ୟକ୍ରମରେ ଉତ୍କଳ ଚକ୍ଷୁ ସମାଜର ସଭାପତି ଡା. ବିନୟ କୁମାର ଚକ୍ଷୁ ହସ୍ପିଟାଲର ମୁଖ୍ୟ ଡାକ୍ତର ଡା. ସୁଧାଂଶୁ କୁମାରଙ୍କୁ ସର୍ବୋତ୍ତମ ମାନ୍ୟତା ପତ୍ର ପ୍ରଦାନ କରିଥିଲେ।

ଧରତ୍ରୀ
Date: 31.10.2015

ଚକ୍ଷୁ ବଞ୍ଚିଲେ ଆମେ ବଞ୍ଚିବା

ଭୁବନେଶ୍ୱର, ୩୧.୧୦.୨୦୧୫: ଚକ୍ଷୁ ବଞ୍ଚିଲେ ଆମେ ବଞ୍ଚିବା କାର୍ଯ୍ୟକ୍ରମ ଆୟୋଜିତ ହୋଇଛି। ଏହି କାର୍ଯ୍ୟକ୍ରମରେ ଚକ୍ଷୁ ରୋଗର ଚିକିତ୍ସା କରାଯାଇଛି।

Partners in Serving the Community for Sight Restoration Surgery

